


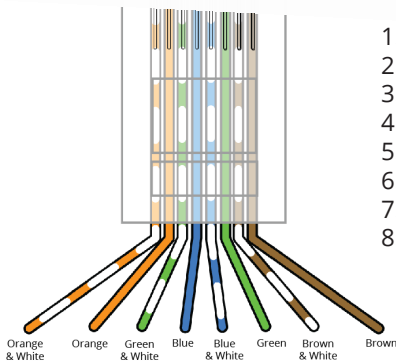
The Current Luxury power and communication panel is used to power and control applications where wire is run directly from a central location to each device. Up to eight Zigbee Current Luxury devices can be run from a single box, and up to 20 boxes can be daisy chained together. Maximum run length with CAT5E and CAT6 cable is 250ft.

### DIMENSIONS & WEIGHT



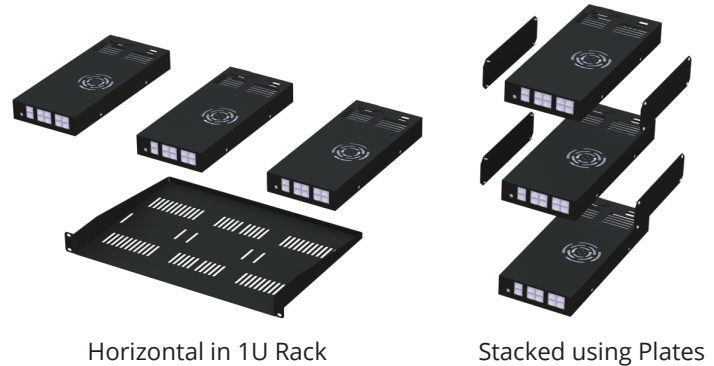
Height	1.6"
Width	5.5"
Depth	12.5"
Weight	3.26 lbs

### PIN OUT DIAGRAM



1. RS485A
2. RS485B
3. Power (+)
4. Power (+)
5. Power (+)
6. Ground (-)
7. Ground (-)
8. Ground (-)

### CONFIGURATIONS



### INPUT

100-120V AC 6.8A

200-240V AC 3.4A

50Hz/60Hz

### OUTPUT

36V DC 9.7A

### FEATURES

Number of units	Up to 8 drapery/dual drapery/switches
Max wire distance	250' for CAT5E/CAT6   24AWG Shielded Wire Recommended
Indicators	Power Indicator   Communication Indicator
Safety	Panel Overvoltage/Overcurrent Protection
Installation	Fits in standard 1U Rack, can be mounted vertically on the wall, can be stacked using plates.