

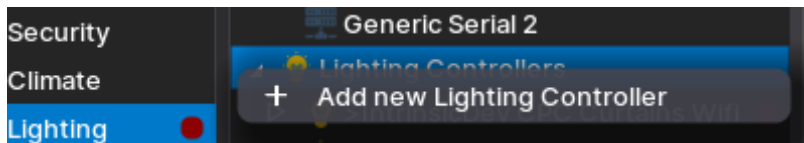
# CURRENT LUXURY

## ELAN NETWORK DRIVER INSTALLATION GUIDE

### SETUP

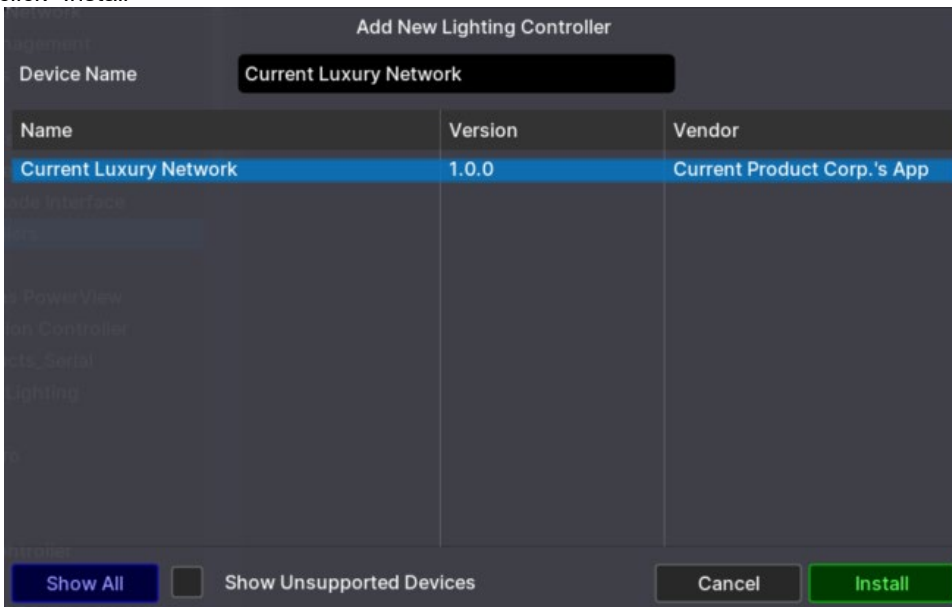
**NOTE: AN ACCOUNT MUST BE MADE IN THE CURRENT LUXURY APP AND ALL DEVICES MUST BE PROVISIONED WITHIN THE APP BEFORE RUNNING DEVICE DISCOVERY. INSTRUCTIONS ON HOW TO ADD DEVICES TO A USER'S ACCOUNT ARE AVAILABLE WITHIN THE APP AND WILL BE AUTOMATICALLY PRESENTED DURING THE SETUP PROCESS.**

1. Create a Current Luxury account and complete any device pairing and setup
2. In the ELAN Configurator, navigate to Lighting. Right-click Lighting Controllers and select Add new Lighting Controllers.

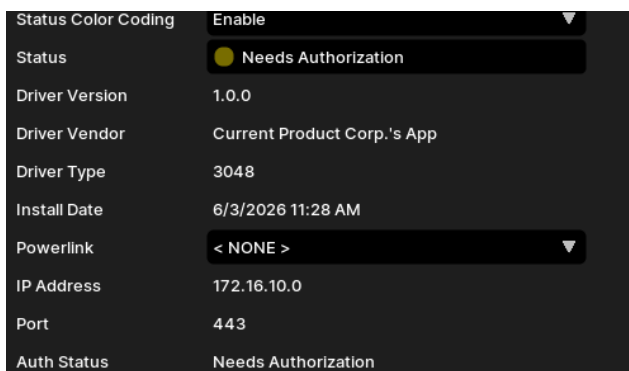


*Adding the Current Luxury Network lighting controller*


3. Click on "Import" and navigate to where the driver is located and select the Current Luxury Network driver. Then click "Install"



4. After the driver is added, the Current Luxury Network interface will show Needs Authorization. Click Authorize.

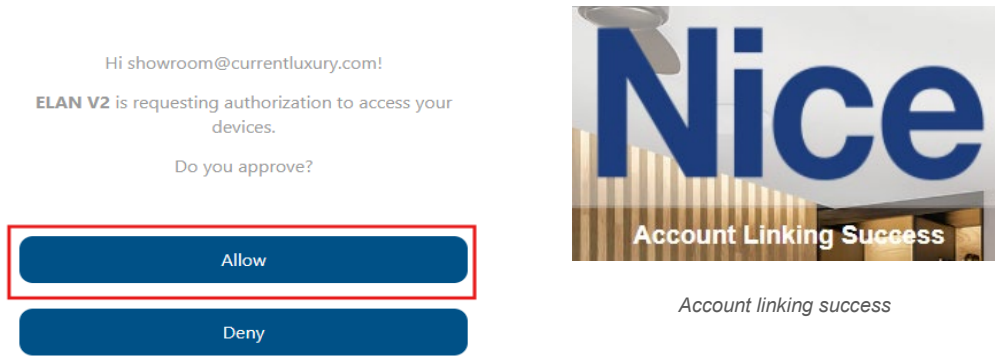


*Interface before authorization*



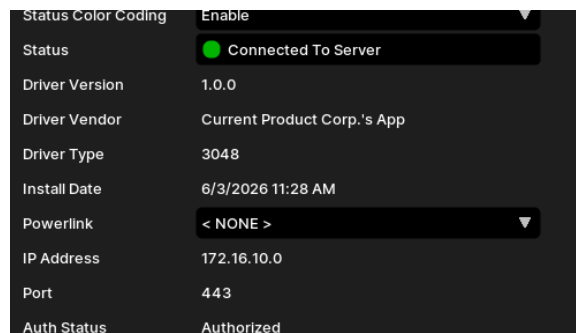
*Authorize button*

5. Sign in with the Current Luxury account for the project. When prompted, allow ELAN V2 to access the account devices.



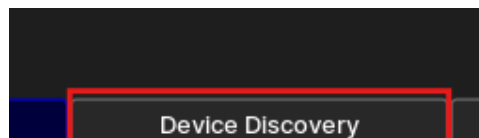
Authorization approval

- After authorization is complete, the interface will show 'Authorized and Connected To Server.'



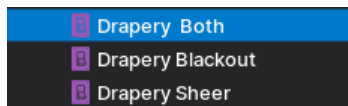
Interface after authorization

- Click Device Discovery to import the devices associated with the authorized Current Luxury account.

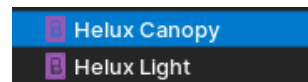


Device Discovery button

Discovered devices are added under the Current Luxury Network interface. Device count is determined by the product type and available endpoints. Dual motor devices will have individual devices for controlling blackout, sheer, and both.



Dual-motor drapery discovery



Helux discovery with light

DISCOVERED DEVICES	
Product	Devices Created
Single-motor drapery	One device
Dual-motor drapery	Blackout, Sheer, and Both
E-Wand	One device
Helux	Canopy, plus Light when present

## ADDING CONTROLS TO ELAN PAGES

Add these devices to a lighting area or to a custom page.

All Current Luxury devices are controlled by dimmer commands from the driver. Use these control types when creating pages:

- E-Wands: vertical slider
- Draperies: horizontal slider
- Helux Light: slider
- Helux Canopy: Open / Close

The Helux canopy still sends dimmer commands through the driver, but it is configured as a binary open/close device.

Current Luxury ELAN V2 Driver